















	<p>Join us in this wonderful place where whimsy reigns and creativity has no limits! Our goal is to provide quality, fun products that spark your imagination and motivate you to explore the endless possibilities of paper crafts.</p> <p>Let's create some magic together . . .</p> <p>You can do this! We'll show you how!</p>
---	--











Tools & Terms

What Is All This Stuff?

Every new stamper, card maker and scrapbooker can easily be daunted by the endless variety of paper, stamps, inks and tools. The good news is that this endless selection means you have that much more room for creativity and for developing a style all your own.

Acid-Free Paper		Be sure to use acid-free paper in your scrap booking projects. This type of paper preserves your photos.
Acrylic Block		A clear piece of acrylic used to temporarily mount an acrylic stamp. These come in a variety of shapes and sizes and may or may not have grid lines.
Acrylic Stamp		A clear, thin stamp that is unmounted. To use, you attach it to an acrylic block.
Adhesives		Used to attach elements to your background paper and to attach elements to other elements.
Alcohol-free Baby Wipes		Used to clean your stamps. Be sure to clean your stamp between color changes and after each use. You can use soap and water to clean acrylic stamps, but do not use soap and water if the stamp has been mounted. Be sure to dry your stamp after cleaning.
Alcohol Inks		Use this type of ink to create a truly unique effect. These inks are permanent and work best on glossy paper or other non-porous surfaces.

			
Bone Folder		Used to give a sharp, crisp edge to folds.	
Brads		Used to attach elements to other elements. They come in a variety of shapes, sizes and colors.	
Cardstock		A heavy paper that is not coated and comes in a variety of colors.	
Chalk		Use colored chalk to add soft colors to your project. Be sure to look for acid-free chalks.	
Colored Pencils		These are the pencils you used in grade school. Use to add color to your project.	
Dabbers		This type of ink comes in a bottle with a sponge on the top. These are great for applying ink directly to stamps or even to paper.	
Distress Ink		Available in many colors, this type of ink is used for the distressing technique.	
Embellishments		Whether it's a flower, brad, sticker or die cut, the options for embellishments are endless. Some of our favorites include ribbon, jewels and brads.	
Emboss Tool		Used for embossing techniques.	

Embossing Ink		This type of ink is used for heat-embossing projects.
Exacto Knife		This tool is perfect for making cut-outs in the middle of the page. Be careful as they are extremely sharp.
Glazed Dimensions		Add 3-D color to your projects with Glazed Dimension inks. 
Gel Pen		These pens come in a multitude of colors and tip sizes and are great for adding details such as eyes and mouths.
Glimmer Paper		A type of paper that has a metallic or shimmery coating.
Glossy Paper		A shiny paper that has a coating and comes in a variety of weights.
Heat Embossing		Creates a dimensional effect that looks very classy.
Kraft Paper		This paper is usually some shade of brown and comes in a variety of weights.
Journaling		The act of recording your thoughts or information on the scrapbook page.

Leaf Pens		Add a touch of elegance to your project with a gold, silver or copper leafing pen. They can usually be found in the art section of your favorite hobby store.
Masking		A stamping technique where the same image is stamped multiple times to create a dimensional effect or multiple images are stamped to create a stack effect.
Metallic Markers		These markers have paint inside and provide a thick, heavy color.
Mulberry Paper		Paper that is either smooth or textured and may have petals or leaves embedded in the paper.
Paper Piercer		This tool is used to punch a tiny hole in the paper. Use for placing brads accurately and easily.
Perfect Pearls		Used to add shimmer to your paper.
Pop Dots (aka Foam Tape)		These little dots of adhesives add dimension to your project because they are thick.
Punches		Used to easily create a variety of shapes. Simply insert your paper and squeeze. You'll end up with the perfect element for your project.
Slick Writers		Use to write on slick surfaces. No smearing!

Spray Ink		Just like it sounds - this ink comes in a bottle with a spray top. You simply point and shoot to apply the ink to your project.
Staz On Ink		A permanent ink best used with stamps.
Tags		Usually found in white or manila, these are great for creating trading cards, bookmarks or whatever you can imagine.
Vellum Paper		A thin, transparent paper typically placed on top of other papers.
Watercolor Pencils		Used to add soft colors to your projects. Try using a dry sponge to blend in the colors for a softer appearance, or use water to create a true watercolor effect.
Wood Stamp (aka Mounted Stamp)		A rubber image that has been permanently affixed to a mount - typically wood.